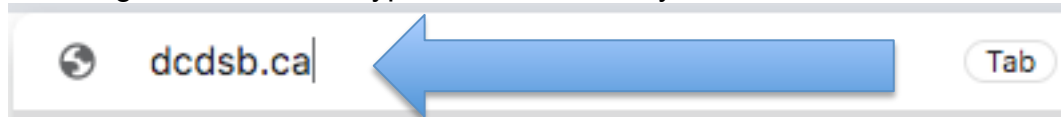




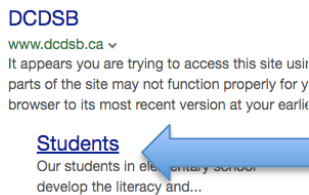
How to sign into Microsoft Office if you are a Student

So once you have got Google chrome up and running you have to login to your DCDSB student Office 365 account. See the following steps:

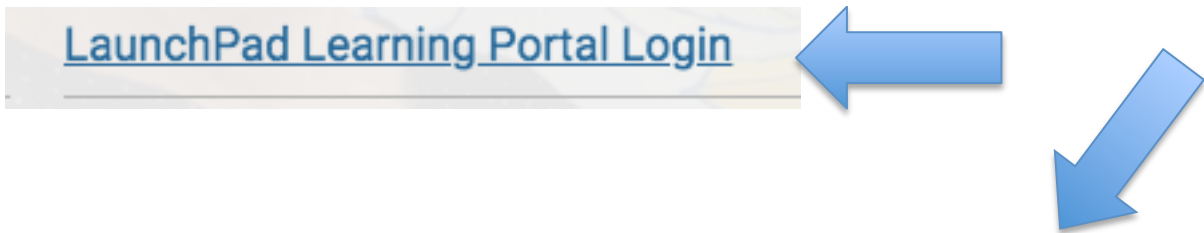
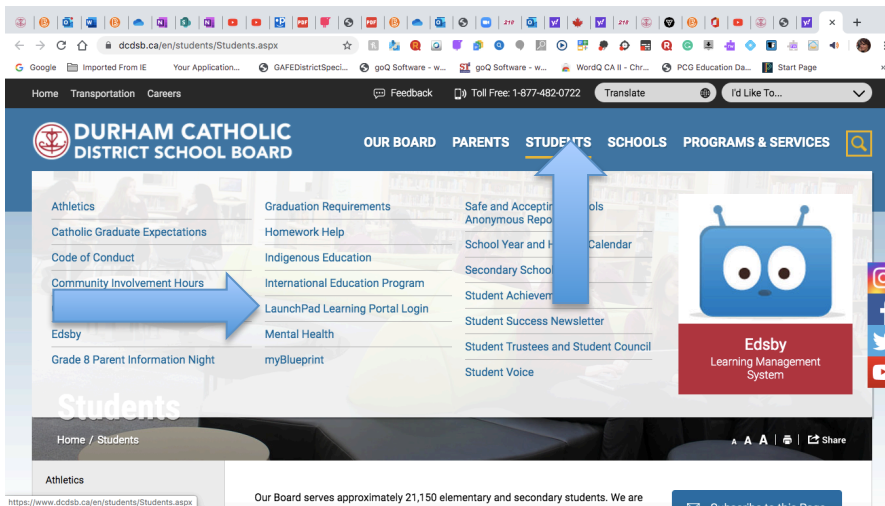
1. Open “Google Chrome” and type in “dcdsb.ca” in your browser.




2. Select “Students”



3. Hover over “Students at the top over the page and then select “Launchpad Learning portal”





4. Under “Teacher Resources,” select the “Office 365” App:

5. Use your student login [userid@dcive.ca](mailto:user@dcive.ca) and password to sign in

Sign in

someone@example.com

Password

Sign in

6. Select “Don’t show this again,” and then select “Yes”



7. Select a “Word” document

