

2022 Student Census Data




In the 2021-2022 school year, approximately 15,900 students were eligible to complete the Student Census. **39%** or **6,239** Grade 4-12 students completed the census.

Highlights from the data collected through the Student Census can be found below.

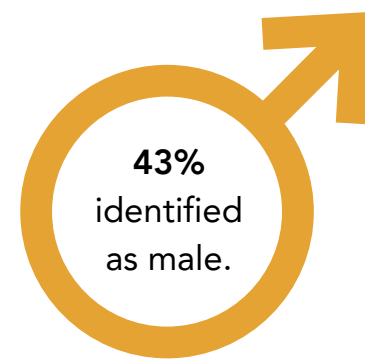
For further details on the data collected, please visit dcdsb.ca/StudentCensus2122

1.5%

of students identified as having Indigenous ancestry.



83% identified as Christian and/or Catholic.



43% identified as male.



52% identified as female.

77%

identified as straight/heterosexual.

6%

identified as 2SLGBTQ+.

75% said English was their first language.

12% said they speak more than one language.

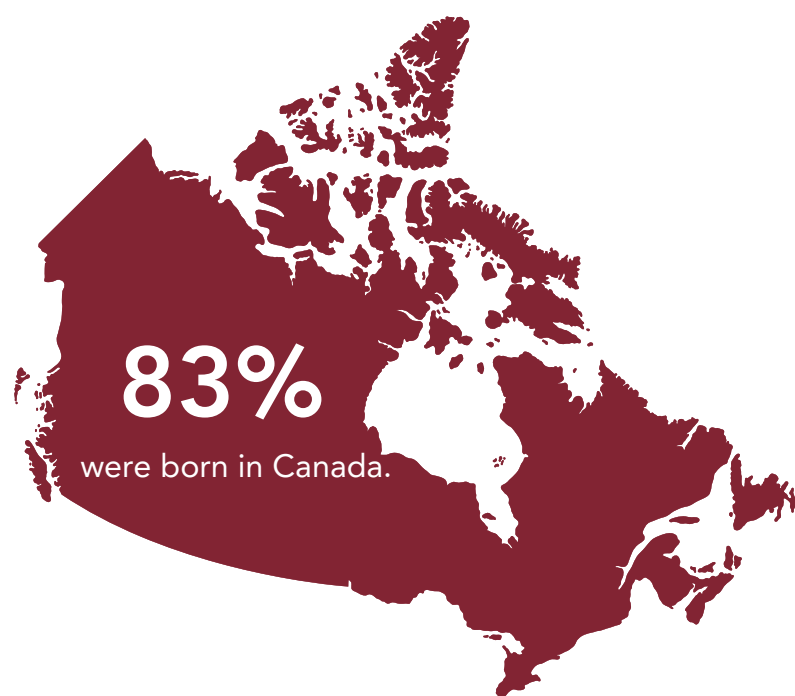
39% identified as white.

18% identified as Black.

16% identified as Southeast Asian.

8%

identified as having a disability.



85%

Over 85% of students see themselves reflected and affirmed in curriculum and resources, and in their classroom and school environment.

